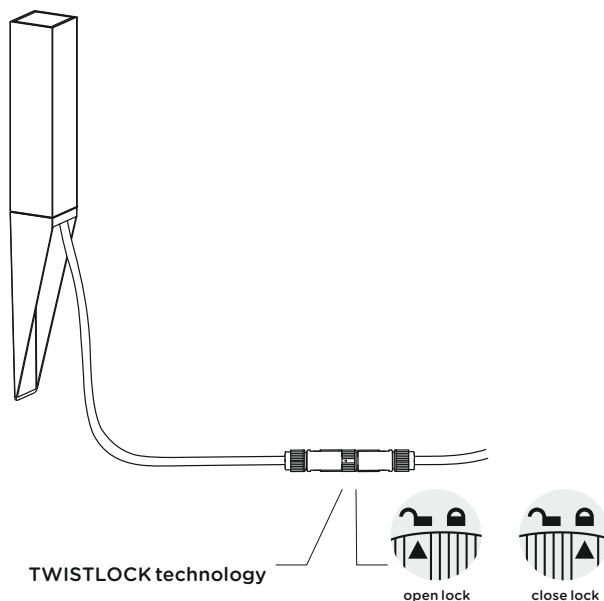


vic


instructions for use

1. Check mains connection, if disconnected.
2. Stick ground spike in loosened ground.
3. Provide the electrical connection between connect plug and connect socket **aboveground**.
4. The TWISTLOCK technology components snap together noticeably and audible when connected with firm pressure (symbol ›arrow‹ on ›close lock‹) – see figure.
5. Simply turn to release the TWISTLOCK technology components again (symbol ›arrow‹ on ›open lock‹) – see figure.
6. The connect socket signals the changeable location of the luminaire. Please note, that a fixed installation and/or a connection with an earth-joint is not permitted.



light technology:


IvyLight-technology
230V Power LED / 3000K
4 W/350 lm


 EEC

technical information:

operating voltage 230V / 50Hz

 protection class

 safety class 1

 Luminaire is suitable for mounting on normal inflammable fixing surfaces.

 conformity mark

maintenance:

Disconnect the electrical installation.

This luminaire contains built-in LED lamps. The lamps cannot be replaced in the luminaire.

dimming:

The luminaire can be dimmed with an approved leading- or trailing edge dimmer. Please contact IP44.de service center for a list of approved dimmers.

care:

Regularly clean luminaire from dirt and deposits. Do not use a high pressure cleaner for cleaning.

Please note care instructions at www.IP44.de.

safety:

We point out that the electric connection of light fixtures has to be done by a certified installer.

We assume no accountability for damages which are a result of non-appropriate mounting or application of the luminaire. Modifications on the luminaire will result in loss of warranty.