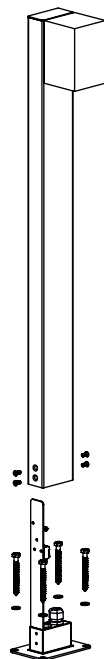


quant poller


instructions for use

1. Check mains connection, if disconnected.
2. Remove baseplate from light-tube.
3. Conduct mains cable through cable connection of the baseplate.
4. The baseplate has to be screwed on a foundation with the included fixing material; where necessary prepare a drainage system. Ensure a secure position and flushness with FFL (finished floor level).
5. Establish protective conductor connection and conduct electrical junction.
6. Slide light-tube onto baseplate and screw it tight with countersunk head screw.



light technology:

IvyLight-technology
230V Power LED / 3000K
7,5 W/610 lm


 EEC

technical information:

operating voltage 230V / 50Hz

 protection class

 safety class 1

 Luminaire is suitable for mounting on normal inflammable fixing surfaces.

 conformity mark

maintenance:

Disconnect the electrical installation.

Check gaskets and clean or replace them if necessary.

This luminaire contains built-in LED lamps. The lamps cannot be replaced in the luminaire.

care:

Regularly clean luminaire from dirt and deposits. Do not use a high pressure cleaner for cleaning.

Please note care instructions at www.IP44.de.

See service documents:

Care of stainless steel rustless or coated surfaces.

safety:

We point out that the electric connection of light fixtures has to be done by a certified installer.

We assume no accountability for damages which are a result of non-appropriate mounting or application of the luminaire. Modifications on the luminaire will result in loss of warranty.

note: Moist concrete may be highly alkaline and must not contact the luminaire permanently! Therefore we recommend to provide a sufficient drainage in the installation area and to apply the foundation with a specialbase-coating.

Please keep the instructions with the service documents!