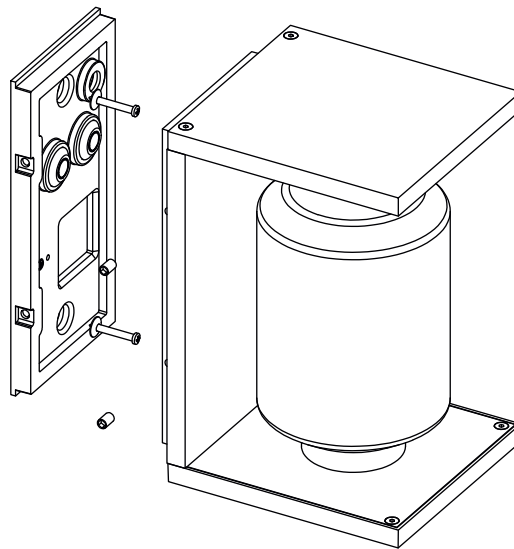


## dia


### instructions for use

1. Push main cable through cable entry part of the wall or ceiling bracket and ensure tight seal.
2. Attach wall or ceiling bracket. Pay attention of position „top“. Use the washer gasket with rubberized face against to the wall or ceiling bracket. Seal unused mounting holes.
3. Establish ground connection and connect power lines.
4. Hook light housing into notch of the wall or ceiling bracket, press wall or ceiling bracket and tight set screws flush and evenly. Avoid pinched cables.



### light technology:

IvyLight-technology  
230V Power LED / 2700K  
system performance: 6 W/88 lm


 EEC

### technical information:

operating voltage 230V / 50Hz

 protection class

 safety class 1

 Luminaire is suitable for mounting on normal inflammable surfaces.

 conformity mark

### maintenance:

Disconnect the electrical installation.

This luminaire contains built-in LED lamps. The LED lamp can be replaced by a certified installer in case of a failure of the LED. In this case, please get in touch with your retailer.

### dimming:

The luminaire can be dimmed with an approved leading- or trailing edge dimmer. Please contact IP44.de service center for a list of approved dimmers.

### care:

Regularly clean luminaire from dirt and deposits. Do not use a high pressure cleaner for cleaning.

For cleaning the glass body, unscrew this from the luminaire body. Unscrew the 4 set screws and disconnect the alu-thread incl. acrylic rod. Clean the glass with a commercial glass cleaner. Reassemble the luminaire correspondingly, but avoid overtightening screws to avoid glass breakage.

Do not use a high pressure cleaner for cleaning.

Please note care instructions at [www.IP44.de](http://www.IP44.de).

### safety:

We point out that the electric connection of light fixtures has to be done by a certified installer.

We assume no accountability for damages which are a result of non-appropriate mounting or application of the luminaire. Modifications on the luminaire will result in loss of warranty.